




# MIA-GPS-25-C

Embedded GPS Active Antenna - 25mm

Part #: 189-00075-01



## Description

The MIA-GPS-25-C is a high gain antenna customized for GPS frequencies. This advanced ceramic patch antenna includes an LNA and front-end SAW filter to reduce out of band noise with IPEX MHFI® (U.FL compatible) connector and 50 mm cable length.

This antenna is designed for embedded applications which feature high performance GPS applications such as GPS handheld units, mobile devices, and tracking devices. The MIA-GPS-25-C utilizes a special semi ceramic based material which leads to higher upper hemisphere efficiency and a lower axial ratio as compared to regular patch antennas. This allows the antenna to be superior and a top choice for demanding GPS multi-band/multi-frequency antenna requirements.

Our patch antenna offerings are perfect for projects with a smaller scope and budget for which high-performance and lower weight is not a primary factor for consideration for the antenna. It features a low noise figure and high-linearity LNA. The interface connector is available in U.FL or other. Cable length can also be customized.

## Electrical Specification

Parameter		Specification		
Antenna	Frequency Range	1575.42 ± 1.023 MHz		
	Gain	5 dBic Typ. @zenith		
	Polarization	RHCP		
	Axial Ratio	≤ 3 dB @zenith		
LNA	Frequency Range	1575.42 ± 1.023 MHz		
	Gain	30 ± 3dB		
	Noise Figure	≤ 1.5 dB		
	Impedance	50Ω		
	VSWR	≤ 2.0		
Input Voltage	min:2.5 V	typ.: 5 V	max:5 V	
Current Consumption	≤ 25mA, typ.: 15mA (at 5 V)			

## Mechanical Specification

Parameter	Specification
Antenna Dimensions	25.1 x 25.1 x 7.4 mm
Antenna Type	Embedded
Operating Temperature	-40°C to 85°C
Connector	I-PEX
Cable Type	RF Coaxial Cable

\*Mounted on the 70 x 70 mm Ground plane

## Features

- GPS L1 frequency
- Active LNA circuitry
- Compact size
- Custom tuning
- Custom connector/Cable size
- Excellent out-of-band signal rejection
- Ideal antenna solution for RTK systems

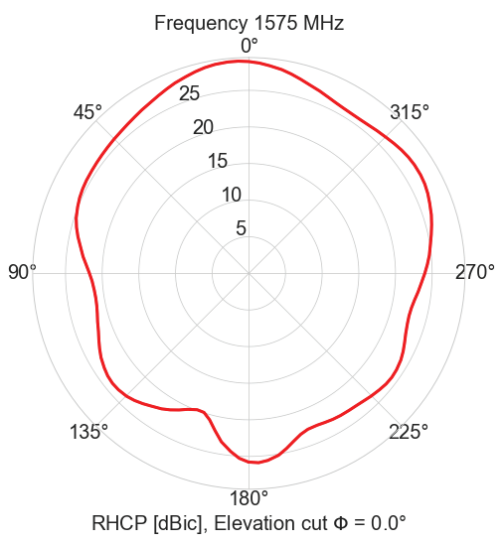
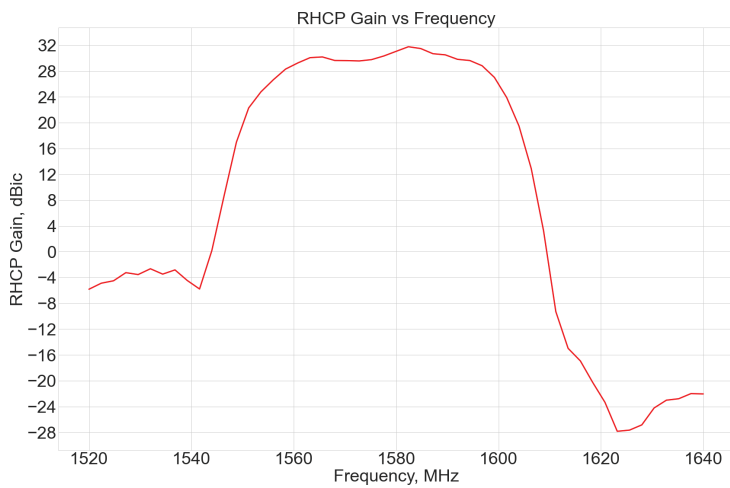
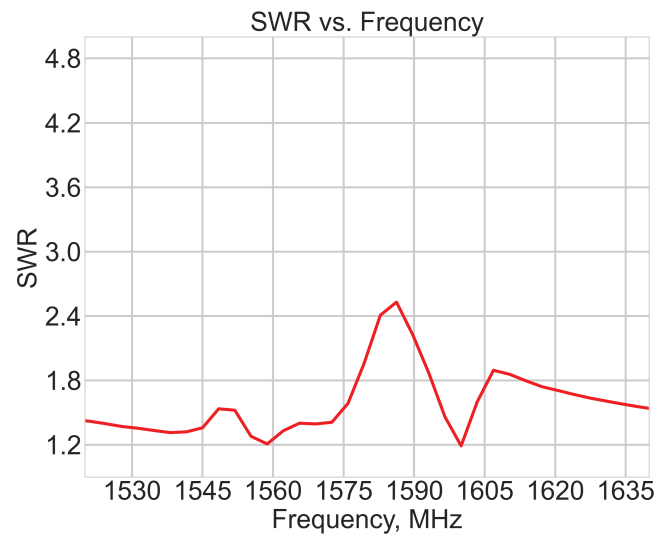
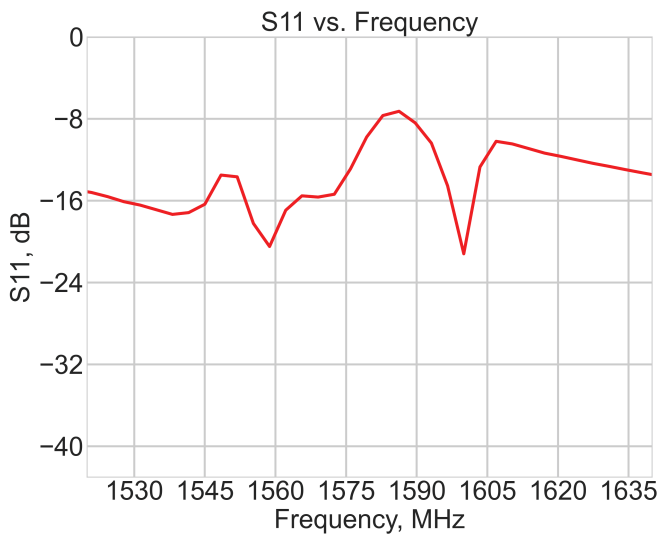
## Applications

- Vehicle and fleet tracking
- Military & security
- Asset tracking
- Embedded applications
- Oil & gas industries
- Navigation devices
- Mining equipment
- LBS & M2M applications
- Handheld devices
- Law enforcement



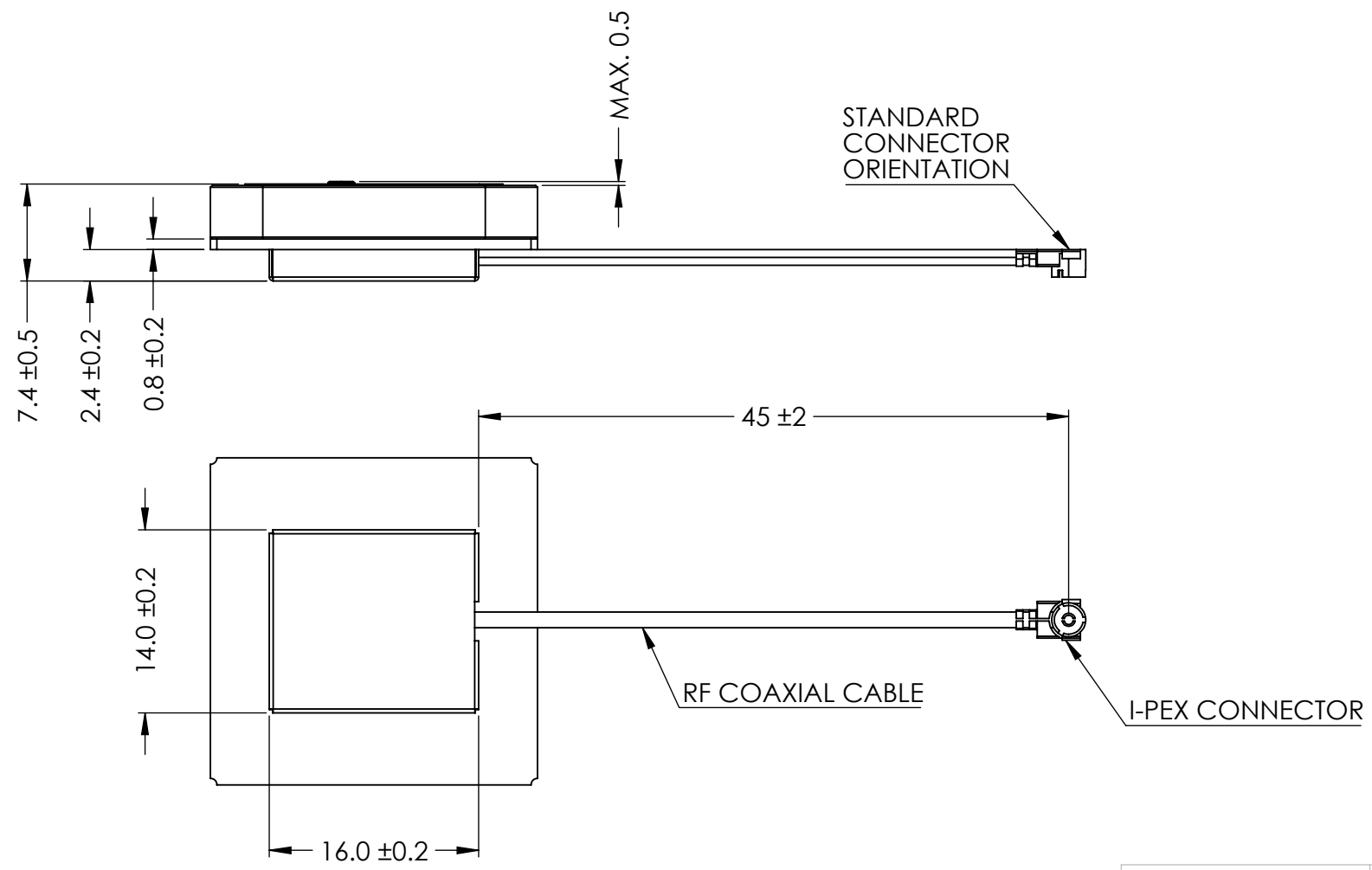
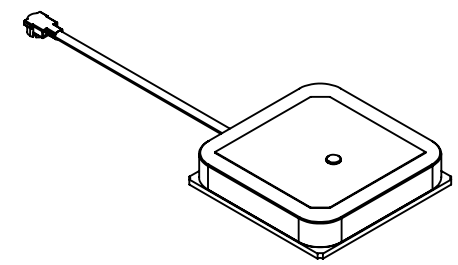
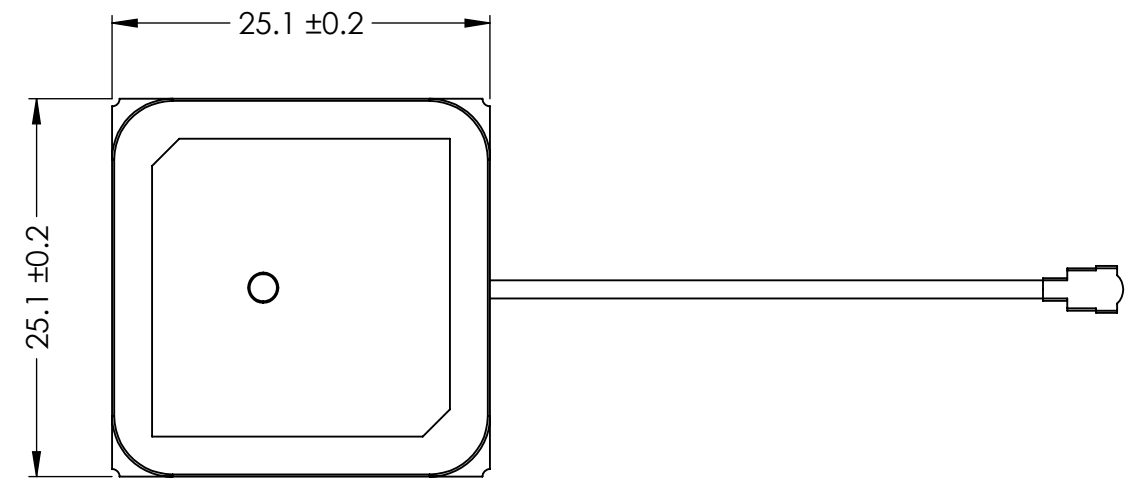
Maxtena Inc.  
 7361 Calhoun Place, Suite 102  
 Rockville, MD 20855  
 1-877-629-8362  
 info@maxtena.com

[www.maxtena.com](http://www.maxtena.com)



Maxtena Inc.  
 7361 Calhoun Place, Suite 102  
 Rockville, MD 20855  
 1-877-629-8362  
 info@maxtena.com  
[www.maxtena.com](http://www.maxtena.com)

DRAWING REVISION HISTORY			
REV	DESCRIPTION	DATE	BY
A	INITIAL RELEASE	2021-09-24	JET



- NOTES:  
 1. FREQUENCY: 1575.42 MHz  
 2. CUSTOMIZABLE CABLE AND CONNECTOR TYPE  
 3. OPERATING TEMPERTATURE: -30 C ~ +80 C  
 4. STORAGE TEMPERTATURE: -40 C ~ +90 C

ITEM 189-00075 REVISION HISTORY			
REV	DESCRIPTION	DATE	BY
A	INITIAL RELEASE	2021-09-24	JET

189-00075 CONFIGURATION TABLE				
DASH NO	CABLE TYPE	CABLE LENGTH	CONNECTOR TYPE	CONNECTOR ORIENTATION
-01	Ø1.13 MM RF COAXIAL	50 MM	I-PEX	DOWNWARD FACING

UNLESS OTHERWISE SPECIFIED:  
 DIMENSIONS ARE IN MM  
 TOLERANCES:  
 FRACTIONAL: ±  
 ANGULAR: MACH ± .5° BEND ±  
 ONE PLACE DECIMAL ± 1.0  
 TWO PLACE DECIMAL ± .50

	NAME	DATE
DRAWN	JET	2021-09-24
CHECKED	ZX	2021-09-24
ENG APPR.	NPC	2021-09-24
MFG APPR.		
	Q.A.	

INTERPRET GEOMETRIC TOLERANCING PER:  

 THIRD ANGLE PROJECTION  
 DO NOT SCALE DRAWING

CAD MAINTAINED. CHANGES SHALL BE INCORPORATED BY THE DESIGN ACTIVITY.

MAXTENA, INC

TITLE:  
 189-00075  
 MIA-GPS-25-C

SIZE	DWG. NO.	REV
<b>B</b>	<b>117-00514-01</b>	<b>A</b>

CAGE CODE: 5KQH7      SCALE: NONE      SHEET 1 OF 1