

# ME A-1700-LTE

## LOW PROFILE LTE ANTENNA

Part #: 100-00109-01



### Description

The blade MEA-1700-LTE is a high performance dipole antenna with a N-Type connector for 3G, 4G, and LTE modems, access points, routers, and small base station applications. The antenna is 215 mm long and covers the LTE frequency ranges of 698-2700 MHz providing omni-directional radiation with a gain of 2 dBi.

LTE Antenna Electrical Specifications	
Frequency Range (MHz)	698~960 / 1710~2700 MHz
VSWR	3.5 : 1 Max
Impedance	50 $\Omega$
Average Gain	0~1 dBi
Average Efficiency	5150~5850 MHz $\geq$ 35~60%
Radiation	Omni-directional
Polarization	Linear; Vertical
Admitted Power	1 W

### Features

- 3G/4G/LTE modems
- Ultra-Wideband Automotive Antenna
- Low profile for easy installation
- Small size: 20 x 215 mm<sup>3</sup>
- ROHS Compliant
- IPX67

### Applications

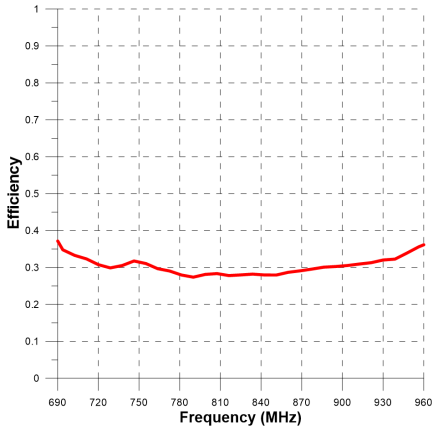
- 4G router/Hub or access point
- Small base stations
- Automotive
- Fleet tracking
- IOT
- Telematics

Mechanical Specifications	
Antenna Dimensions (mm)	20 x 215 mm <sup>3</sup>
Operating Temperature	-30 °C +75 °C
Housing Material & Color	PC & White or Black
Connector	N-Type
Waterproof	IPX7

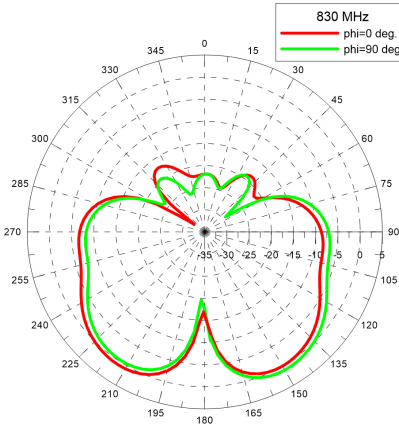
## Radiation Specifications

698~960 MHz

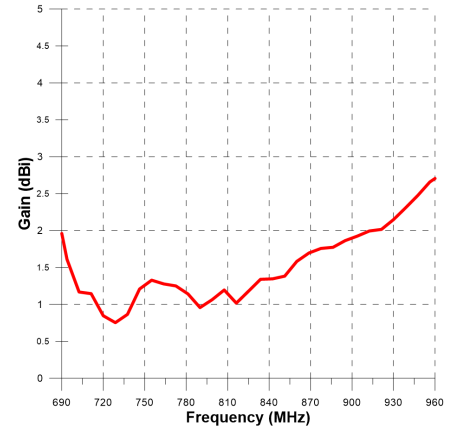
Efficiency vs. Frequency



Etotal vs. Theta



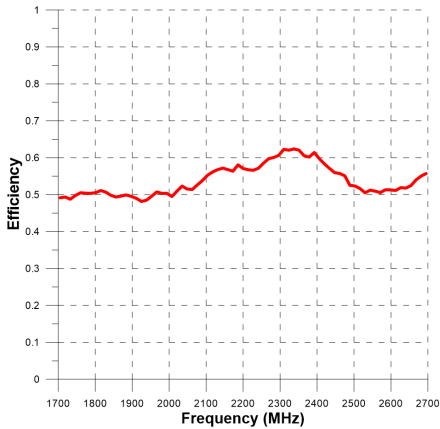
Gain vs. Frequency



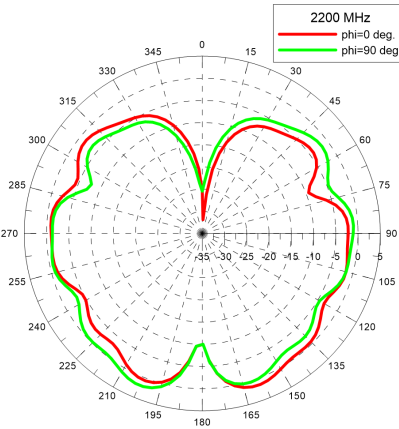
## Radiation Specifications

1710~2700 MHz

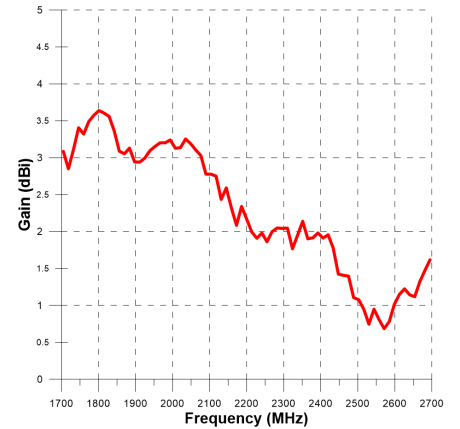
Efficiency vs. Frequency



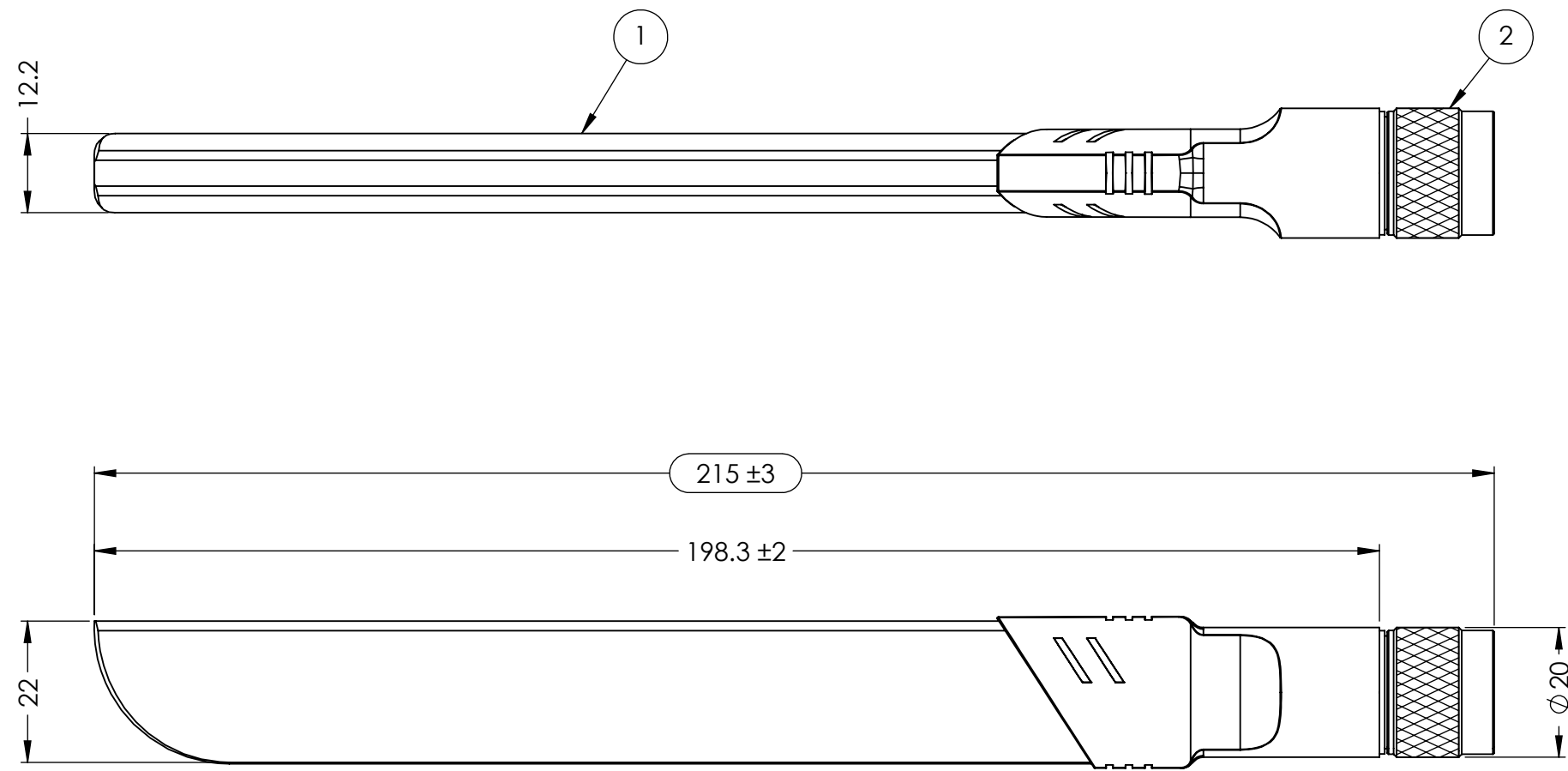
Etotal vs. Theta



Gain vs. Frequency



DRAWING REVISION HISTORY			
REV	DESCRIPTION	DATE	BY
A	INITIAL RELEASE	2019-07-22	ZX



LTE ANTENNA:  
 FREQUENCY: 698~960 / 1710~2700.  
 WATERPROOF LEVEL: IPX7

NOTE: CRITICAL TO FUNCTION DIMENSION ARE MARK WITH (DIM).

ITEM 100-00109-01 BOM			
ITEM NO	QTY REQD	NOMENCLATURE OR DESCRIPTION	REMARK
1	1	ANTENNA HOUSING	WHITE OR BLACK
2	1	CONNECTOR	Ni PLATED

ITEM 100-00109-01 REVISION HISTORY			
REV	DESCRIPTION	DATE	BY
A	INITIAL RELEASE	2019-07-22	ZX

UNLESS OTHERWISE SPECIFIED:  
 DIMENSIONS ARE IN MM  
 TOLERANCES:  
 FRACTIONAL ±  
 ANGULAR: MACH ± 1° BEND ±  
 ONE PLACE DECIMAL ± 1.0  
 TWO PLACE DECIMAL ± .50

INTERPRET GEOMETRIC TOLERANCING PER:

THIRD ANGLE PROJECTION  
 DO NOT SCALE DRAWING

CAD MAINTAINED. CHANGES SHALL BE INCORPORATED BY THE DESIGN ACTIVITY.

NAME: ZX DATE: 2019-07-22

MAXTENA, INC

TITLE: 100-00109-01 MEA-1700-LTE, LTE ANTENNA

SIZE: B DWG. NO. 117-00292-01 REV: A

CAGE CODE: 5KQH7 SCALE: NONE SHEET 1 OF 1